

PRODUCT NUMBER
 6 4 9 9 2 - X X X X - X X X X X L F

LEAD FREE OPTION
 NOTE 9,11

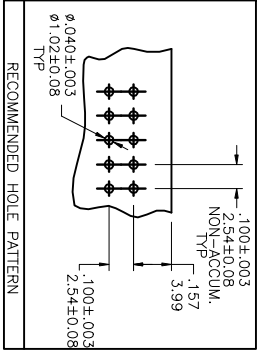
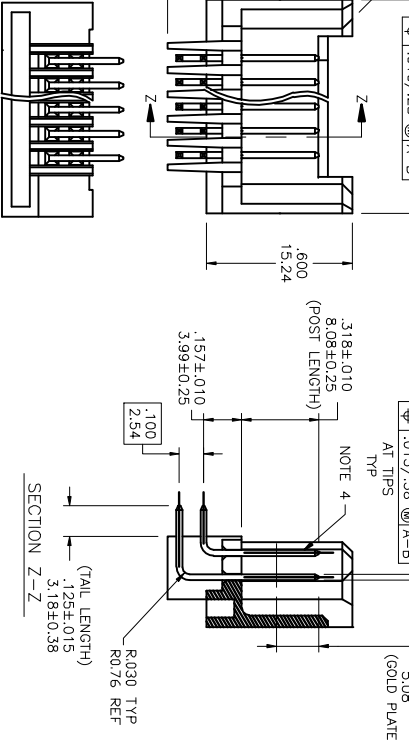
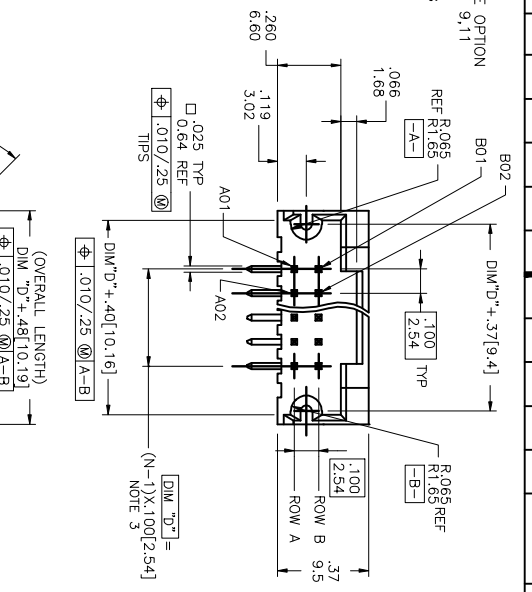
RETENTION LEG
 NOTE 6

POLARIZATION
 NOTE 8

TAIL LENGTH
 5 = .125/3.18

POSITIONS PER ROW
 13 POS.

PLATING
 NOTE 12
 S = 15u"10.39um[GOLD]/GXT
 ON CONTACT AREA
 100u"12.54um[PURE TIN
 ON TAIL
 G = 30u"10.76um[GOLD]/GXT
 ON CONTACT AREA
 100u"12.54um[PURE TIN
 ON TAIL



- NOTES:
- HOUSING MAT'L: HIGH TEMPERATURE THERMOPLASTIC. UL94V-0
 - COLOR: BLACK
 - PIN MATERIAL: PHOSPHOR-BRONZE
 - TO DETERMINE DIMENSIONS:
 N = NUMBER OF POSITIONS PER ROW
 EXAMPLE: 13 POS., (N-1)X.100/2.54=1.200/30.48
 3LBS./1.36 KG MIN. RETENTION IN EITHER DIRECTION.
 - PACKAGED IN TRAYS.
 - RETENTION LEG:
 5LBS./2.3KG MAX. INSERTION FORCE AND .25LB./1KG MIN. RETENTION FORCE PER RETENING PIN USING .062/.157 THICK CIRCUIT BOARD AND RECOMMENDED HOLE PATTERN. RETENTIVE LOCATION AT THE DISCRETION OF THE MANUFACTURER. RETENTION IS TWO PINS PER PART ADJACENT TO ONE ANOTHER. IF FEATURE IS NOT APPLICABLE, REMOVE FROM PRODUCT NUMBER.
 - UNDER PLATING: .050u"/1.2um NI.
 - FOR POLARIZATION SPECIFY POSITION NUMBER (i.e., A03=ROW A POS. 3) TO OMIT PIN. IF FEATURE IS NOT APPLICABLE, REMOVE FROM PRODUCT NUMBER.
 - ADD "LF" SUFFIX AT THE END OF PART NUMBER FOR LEAD FREE OPTION.
 - THE HOUSING WILL WITHSTAND EXPOSURE TO 260°C PEAK TEMPERATURE FOR 15 SECONDS IN A WAVE SOLDER APPLICATION WITH A 1.5mm MINIMUM THICK CIRCUIT BOARD. SEE APPLICATION NOTES/PROCEDURES IF THEY ARE AVAILABLE.
 - THIS PRODUCT MEETS EUROPEAN UNION DIRECTIVES AND OTHER COUNTRY REGULATION AS DESCRIBED IN GS-22-008.
 - PLATING OPTIONS:
 MAY BE EITHER GOLD OR GXT PLATED AT MANUFACTURER'S OPTION.

1	2	3	4	5	6
---	---	---	---	---	---

Mat'l. code	ECN no	DF	Date	Surface	Tolerance	projection	product family
C	405-0224	MHT	10/26/09	ISO 1902	ISO 406	ISO 1701	HEADER
D	405-0116	AGS	2/19/07	ISO 1902	ISO 406	ISO 1701	SHROUDED R/A HEADER
E	407-0248	MHT	5/30/07	ISO 1902	ISO 406	ISO 1701	SHROUDED R/A HEADER
F	409-0099	MHT	4/16/09	ISO 1902	ISO 406	ISO 1701	SHROUDED R/A HEADER
G	409-0099	MHT	7/06/09	ISO 1902	ISO 406	ISO 1701	SHROUDED R/A HEADER
H	409-0136	MHT	9/03/09	ISO 1902	ISO 406	ISO 1701	SHROUDED R/A HEADER
J	409-0154	MHT	9/10/09	ISO 1902	ISO 406	ISO 1701	SHROUDED R/A HEADER

Mat'l. code	ECN no	DF	Date	Surface	Tolerance	projection	product family
C	405-0224	MHT	10/26/09	ISO 1902	ISO 406	ISO 1701	HEADER
D	405-0116	AGS	2/19/07	ISO 1902	ISO 406	ISO 1701	SHROUDED R/A HEADER
E	407-0248	MHT	5/30/07	ISO 1902	ISO 406	ISO 1701	SHROUDED R/A HEADER
F	409-0099	MHT	4/16/09	ISO 1902	ISO 406	ISO 1701	SHROUDED R/A HEADER
G	409-0099	MHT	7/06/09	ISO 1902	ISO 406	ISO 1701	SHROUDED R/A HEADER
H	409-0136	MHT	9/03/09	ISO 1902	ISO 406	ISO 1701	SHROUDED R/A HEADER
J	409-0154	MHT	9/10/09	ISO 1902	ISO 406	ISO 1701	SHROUDED R/A HEADER